

82% of family members and caregivers agreed that as a result of receiving services in Monterey County's System of Care, their child was better at handling daily life.

This is an improvement to FY 2006 with **71%.**

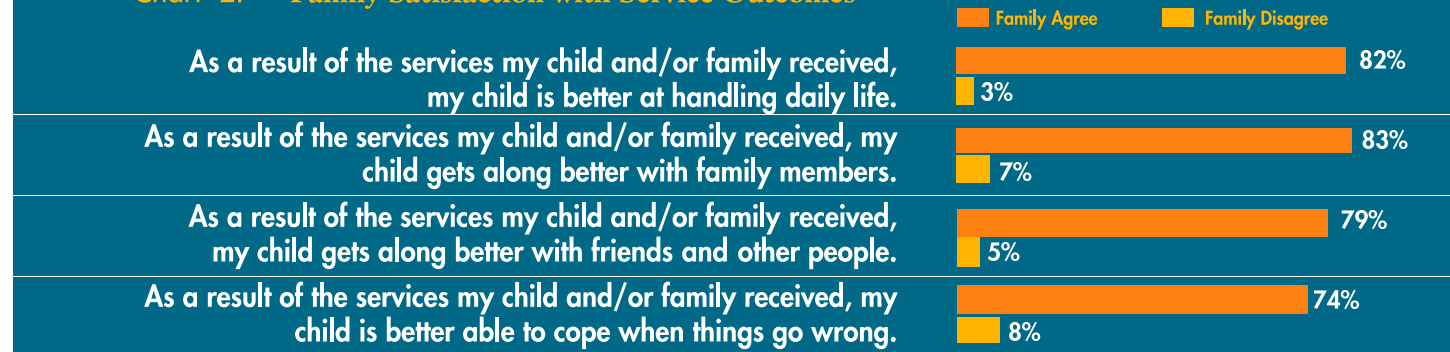
Source: MCSOC Annual Evaluation Report 2007.

Systems of Care

Improve Functioning

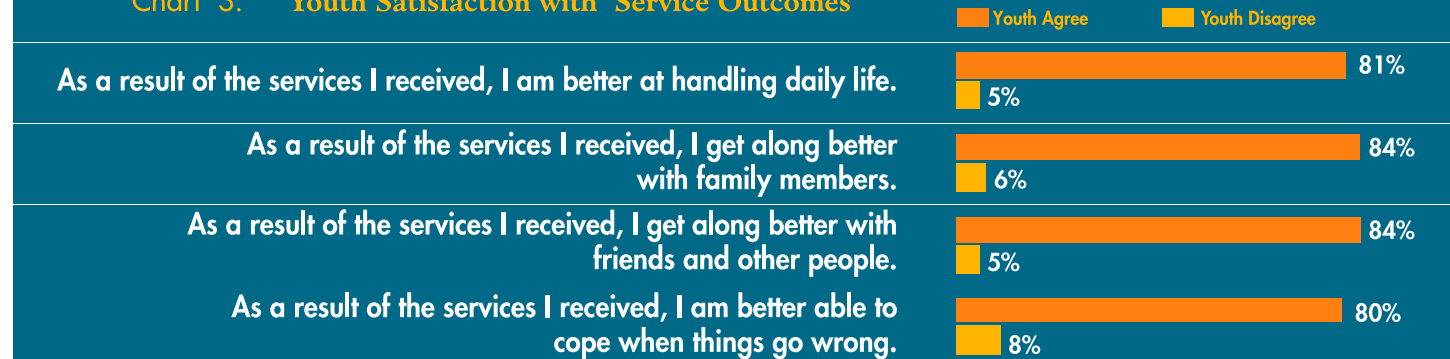
As youth and their families learn new skills, gain confidence in their abilities to overcome obstacles and achieve goals, problems in school, home or the community decrease. With improved functioning, youth and their families are able to rely more on their strengths and abilities. From a System of Care perspective this also means that more youth and families are able to succeed without having to rely on formal services.

Chart 2. Family Satisfaction with Service Outcomes



Note: Not shown are percentages for those who responded "Not applicable" and "Neutral" (neither agree or disagree).
The complete Family and Youth Satisfaction & Perceptions Report for 2007 is available at www.mcsystemofcare.org.

Chart 3. Youth Satisfaction with Service Outcomes



Source: MCSOC Annual Evaluation Report 2007.

and Well-Being



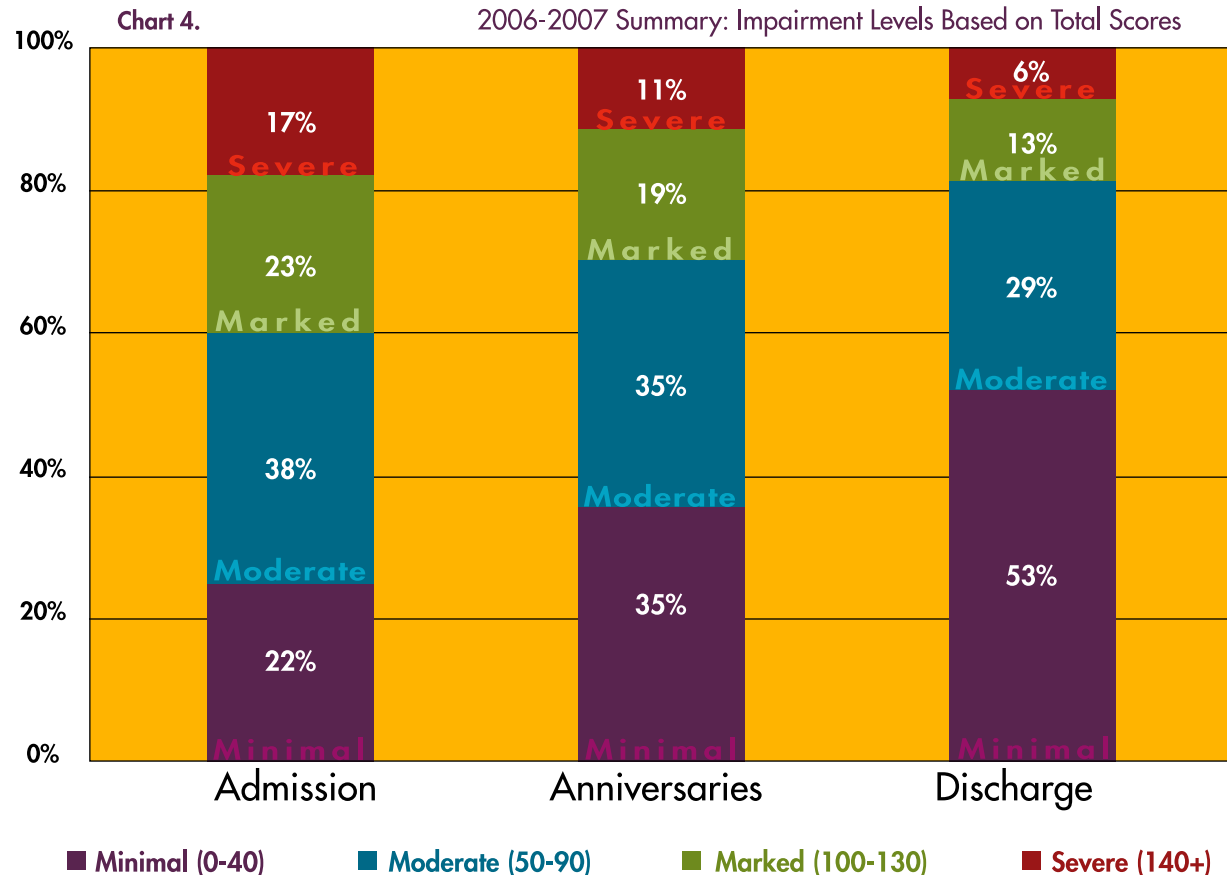
System of Care Goal

Increase the percentage of children and youth with reduced impairment in day-to-day functioning.

Total Child and Adolescent Functional Assessment Scale (CAFAS) scores decreased by 35 points from an average of 86 to 51 points, indicating a strong treatment effect. (Note: Lower scores are better.) **This is an improvement to FY 2006 outcomes**, where total scores decreased by 20 points from an average of 81 points to 61 points.



Monterey County Behavioral Health Children's Services CAFAS 2006-07 (n:871)



How to Interpret this Graph:

The percentage of children who are **“severely impaired”** decreased from **17%** to **6%**. The percentage of children who are **“markedly impaired”** decreased from **23%** to **13%**. The percentage of children who are **“moderately impaired”** decreased from **38%** to **29%**.

Source: MCSOC Annual Evaluation Report 2007.